

Doors on Masonry Walls



LINE
OFFICE

STRUCTURE AND TECHNICAL DATA

TECHNICAL FEATURES	4
HANDLES.....	6
MODULE CONFIGURATIONS AND TECHNICAL DATA	10
STRUCTURAL COMPONENTS	13

FINISHES

AVAILABLE FINISHES	17
--------------------------	----

PANEL FINISHES

SOLID COLORS.....	18
WOOD EFFECT	20
FABRIC EFFECT	21

ALUMINUM FINISHES

SERIES E RAL	23
SPARK.....	24
SATIN	25
SILK.....	26
WOOD.....	27
CORTEN	28

Technical features



WOODEN HINGED DOORS

Single/Double Leaf

GLASS HINGED DOORS

Single/Double Leaf

FRAMED GLASS HINGED DOORS

Single/Double Leaf- 56mm H Frame

FRAMED WOODEN HINGED DOORS

Single/Double Leaf- 56mm H Frame

FRAMED GLASS HINGED DOORS

Single/Double Leaf- 16mm H Frame

DOORS

Door frame in extruded aluminum profile with transparent rebate gasket .

Hollow-core **wooden leaf**, 43mm thick with ABS 10/10 edging.

Handle models available in the catalogue.

Glass leaf in 8-10mm clear tempered glass with aluminum hinges.

Handle models available in the catalogue.

Hinged door handles

WOODEN HINGED DOORS



ARLES



PARIS



GENEVE



TOULON



AMSTERDAM

FRAMELESS GLASS HINGED DOORS



ARLES



PARIS



GENEVE



TOULON



AMSTERDAM

Hinged door handles

FRAMED GLASS HINGED DOORS - 56mm H FRAME



ARLES



PARIS



GENEVE



TOULON



AMSTERDAM

PANIC BAR HANDLES AVAILABLE FOR ALL TYPES OF HINGED DOORS

FRAMED GLASS HINGED DOORS - 16mm H FRAME



ARLES



PARIS



GENEVE



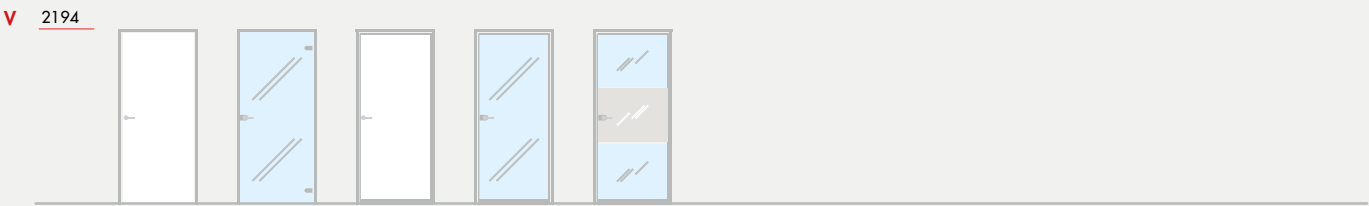


TOULON



AMSTERDAM

Module Configurations

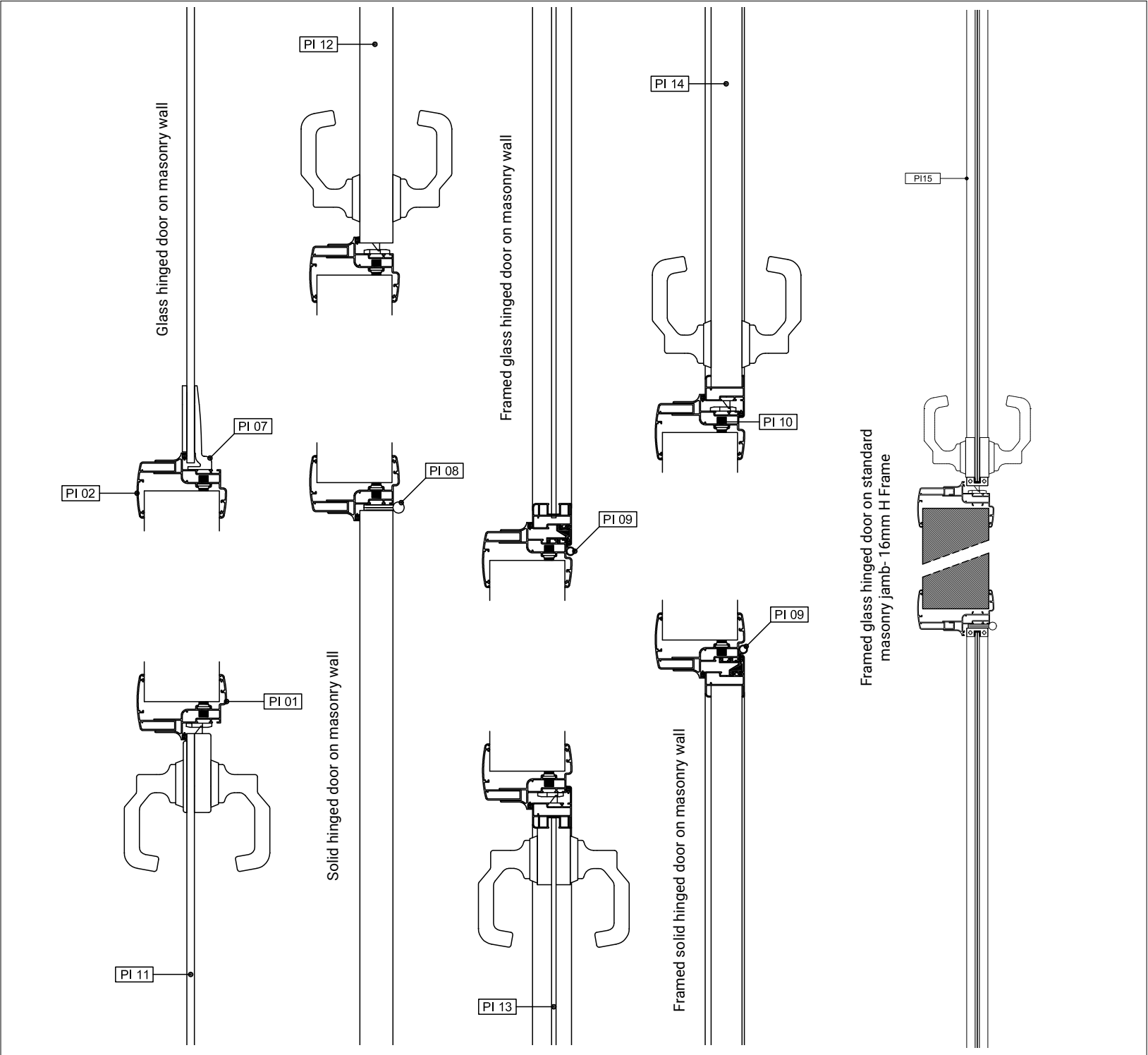
DOORS with single or double leaves

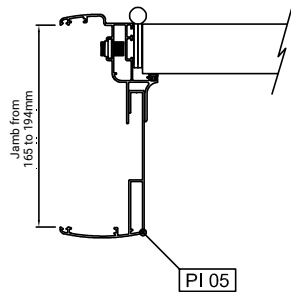
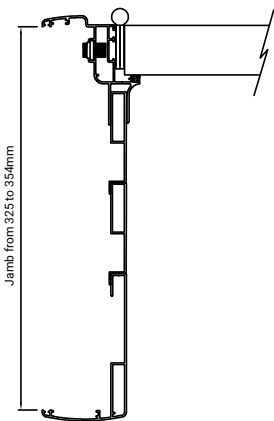
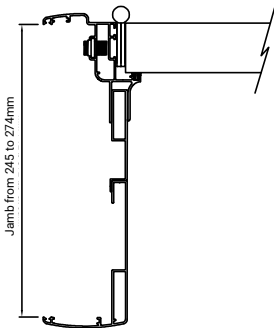
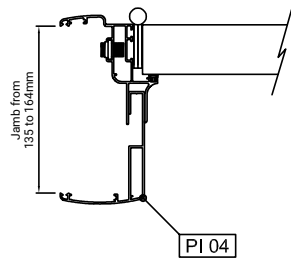
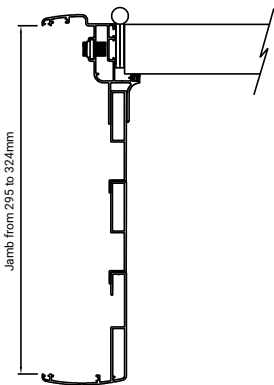
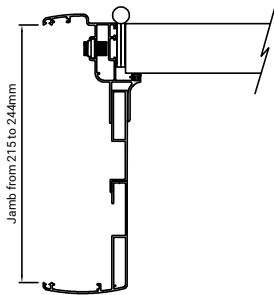
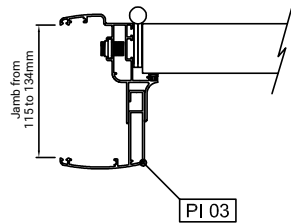
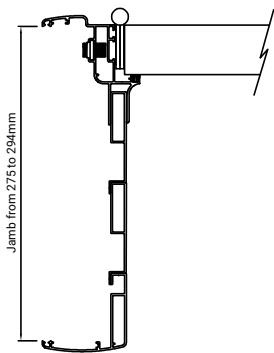
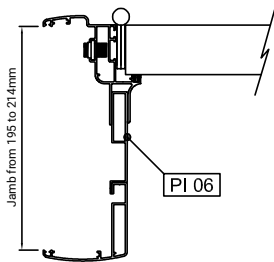
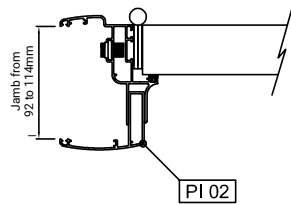


H Overall partition wall height
P Door height
T Panel height from floor
V Masonry door aperture net height

LEGENDA

- PI 01 - Jamb profile
- PI 02 - Trim for aperture from 92 to 114mm
- PI 03 - Trim for aperture from 115 to 134mm
- PI 04 - Trim for aperture from 135 to 164mm
- PI 05 - Trim for aperture from 165 to 194mm
- PI 06 - Trim extension
- PI 07 - Glass door hinge
- PI 08 - Wooden door hinge
- PI 09 - Framed leaf hinge
- PI 10 - Jamb adjuster
- PI 11 - Glass hinged leaf
- PI 12 - Wooden hinged leaf
- PI 13 - Framed glass hinged leaf (56mm H frame)
- PI 14 - Framed wooden hinged leaf (56mm H frame)
- PI 15 - Framed glass hinged leaf (16mm H frame)





PANEL FINISHES

SOLID COLORS
WOOD EFFECT
FABRIC EFFECT

PANEL TYPES

1. MDF SOUNDPROOF PANEL WITH SCREENBALL MILLING
2. OPAQUE LACQUERED
3. EMBOSSSED LACQUERED
4. GLOSSY LACQUERED
5. VENEERED
6. FIRE -RATED CLASS 1 (B; S2; D0)

ALUMINUM FINISHES

STANDARD FINISHES

SERIES
RAL- GLOSSY EFFECT
RAL- OPAQUE EFFECT

SPECIAL FINISHES


SATIN
SILK
SPARK
WOOD
CORTEN

GLASS FINISHES


CLEAR
EXTRA CLEAR
FROSTED
LAMINATED WITH MILKY WHITE PVB
Single-glazed windows and framed doors only
SMOKED/BRONZE
MANIFESTATION
CUSTOM COLORS

Panel Finishes

SOLID COLORS




S-0002
Bianco / White




S-0001_1
Bianco opaco / Opaque white



M-0002*
Bianco lucido / Glossy white



S-0003_1
Avorio / Ivory



S-0208
Cipria / Pale pink



S-0207
Sabbia / Sand




S-0020
Tortora / Dove grey



S-0205
Congo / Congo



S-0204
Lava / Lava



S-0021
Testa di moro / Dark Brown



S-0104_1
Giallo velvet / Velvet yellow



S-0006_2
Arancio / Orange



S-0007_1
Rosso / Red



S-0008_1
Rosso bordò / Bordeaux red



S-0202
Piuma / Feather



S-0200
Lime / Lime



S-0201
Petrolio / Dark blue - green



S-0111
Celeste / Sky blue



S-0012_1
Blue / Blue



S-0013_2
Grigio perla / Pearl grey

* FINISHES WITH EXTRA CHARGES

SOLID COLORS



M-0004*
Alluminio / Aluminium



S-0206
Grigio roccia / Rock grey



S-0203
Grigio platino / Platinum
grey



S-0015
Grigio antracite / Charcoal grey



S-0016
Nero / Black



M-0003*
Nero lucido / Glossy black

* FINISHES WITH EXTRA CHARGES

Panel Finishes

WOOD EFFECT



M-0001*
Bianco venato / Veined white



M-L204*
Pino chiaro / Light pine



S-L203
Pino Fano / Fano pine



S-L207
Pino naturale / Natural pine



M-L137_1*
Pino grigio / Grey pine



M-L017*
Old wood / Old wood



S-L139
Acacia / Acacia



S-L034_1
Acero / Maple



S-L206
Acero kiruna / Kiruna maple



M-L015*
Bamboo / Bamboo



S-L208
Abete / Fir



S-L007
Olmo / Elm



S-L101_1
Rovere sbiancato / Withe oak



M-L014*
Rovere / Oak



S-L002_1
Rovere rigato / Striped oak



S-L205
Rovere Nelson / Nelson oak



S-L057_1
Rovere marrone / Brown oak



M-L006*
Rovere tranchè / Tranchè oak



S-L202
Rovere scuro / Dark oak

* FINISHES WITH EXTRA CHARGES

WOOD EFFECT




S-L200
Ciliegio scandinavo /
Scandinavian cherrywood



S-L013_1
Ciliegio sbiancato /
Whitened cherrywood



S-L020_2
Noce scuro / Dark walnut



M-L021_1*
Wengè / Wengè

FABRIC EFFECT



M-L010*
Tessuto chiaro / Light fabric



M-L012*
Tessuto kaki / Khaki fabric



M-L011*
Tessuto tortora /
Charcoal fabric

* FINISHES WITH EXTRA CHARGES

Aluminum Finishes



ALUMINUM

Aluminum is the most abundant metal in the Earth's crust. It represents about 8% by weight of the Earth's solid surface. It is extracted from bauxite and, being a metal, it doesn't absorb humidity. **Aluminum immediately oxidizes when in contact with air and forms a surface protection that makes it impermeable to water and resistant to some chemical substances.**

Light, strong and resistant by nature, it is the main ingredient in the manufacturing of numberless kinds of products. Aluminum, be it raw or lacquered, is **eco-friendly** and does not require any special kind of maintenance.

Thanks to its intrinsic properties and versatility, aluminum is particularly used in the technical furnishing sector (offices, shops, public places), including demountable glass and solid partitions, dividing walls and storage partitions.

Aluminum can be anodized, lacquered in millions of colors with the most varied finish effects to satisfy even the most demanding designers!

Our range includes finishes that can be anodized, opaque, glossy, extra glossy, metallized, textured, wood and Corten steel effects.

SERIES and RAL



A-A001
Silver Anodized



A-A007
Steel Anodized



A-A004
Bronze Anodized



A-A006
Black Anodized



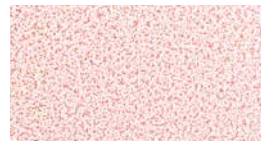
A-B001
Steel




A-B002
Iron



A-0001
Yellow Bump



A-0002
Pink Bump



A-0009
Blue Bump



A-B003
White



A-B004
Black Grinz

RAL PAINT COLORS

GLOSSY Effect

OPAQUE Effect



ANODIZED - Anodized aluminum is pretreated with anodization, a process that creates a layer of artificial oxide on the metal. In substance, oxide covers the aluminum surface making it more weather resistant and not only.

BUMP - It's a rough finish with a "hammered" look which creates different light and dark nuances of the color applied.

PAINTED - Aluminum naturally forms a thin layer of aluminum oxide on its surface that turns to be a perfect substrate for the paint to adhere and be easily removed. Lots of glossy and opaque colors at the same price chosen from the RAL color chart. RAL is a European color matching system used to define colors for paint, coatings and plastics.

Aluminum Finishes

SPARK



A-L001 *
Silver



A-L002 *
Cobalt



A-L003 *
Gunmetal Grey



A-L004 *
Pyrite




A-L005 *
Lime



A-L006 *
Coral



A-L007 *
Red



A-L008 *
Garnet Red



A-L009 *
Jade



A-L010 *
Night Blue



A-L011 *
Black

SPARK- GLOSSY ANODIZED
A glossy effect that enhances the bright anodized finish.

* FINISHES WITH EXTRA CHARGES

SATIN



A-T001 *
Silver



A-T002 *
Gold



A-T003 *
Gunmetal Grey



A-T004 *
Pyrite



A-T005 *
Lime



A-T006 *
Coral



A-T007 *
Red



A-T008 *
Garnet Red



A-T009 *
Jade



A-T010 *
Night Blue



A-T011 *
Black

SATIN- BRUSHED ANODIZED
A completely new elegant and fine scratch effect of anodized aluminum.

* FINISHES WITH EXTRA CHARGES

Aluminum Finishes


SILK




A-S001 *
Silver



A-S002 *
Gold



A-S003 *
Gunmetal Grey



A-S004 *
Pyrite



A-S005 *
Lime



A-S006 *
Coral



A-S007 *
Red




A-S008 *
Garnet Red



A-S009 *
Jade



A-S010 *
Night Blue



A-S011 *
Black

SILK - VELVET TOUCH ANODIZED
It's a prestigious smooth velvet effect of the anodized aluminum that wins at the very first touch.

* FINISHES WITH EXTRA CHARGES

WOOD



A-LG15 *
Cherrywood 35



A-LG25 *
Oak 25



A-LG11 *
Larch 11



A-LG43 *
Walnut 43



A-LG21 *
Wengé 11



A-LG32 *
Rosewood 32



A-LG31 *
Pine 31



A-LG44 *
Oak 44



A-LG24 *
White 24


WOOD - SUBLIMATION WOOD EFFECT

This type of finish gives aluminum an aesthetic look very similar to wood. It's a complex process called sublimation that repeats colors and veins of natural wood essences. Painted metal profiles are wrapped in a pre-printed film and put under vacuum. Profiles are then placed into a high-temperature furnace where the pattern printed on the film is transferred onto the metal surface.

* FINISHES WITH EXTRA CHARGES

Aluminum Finishes

CORTEN



A-C001 *
Rust



A-C002 *
Bronze



A-C003 *
Brass



A-C004 *
Oxidized



A-C005 *
Steel


CORTEN STEEL EFFECT

This finish confers the look of real natural Corten steel on profiles. Its peculiarity is its natural oxidation when in contact with air. Once oxidation has occurred it stops and forms a protective layer that doesn't vary over time.

* FINISHES WITH EXTRA CHARGES

IN ORDER TO CONSTANTLY IMPROVE ITS PRODUCTS, THE COMPANY RESERVES THE RIGHT TO MODIFY ITS PRODUCTS AS IT SEES FIT, WITHOUT PRIOR NOTIFICATION. BECAUSE OF THE TECHNICAL LIMITS OF PRINTING AND REPRODUCTION, THE COLOURS OF THE MODELS IN THE CATALOGUE ARE PURELY INDICATIVE AND CAN NOT BE CLAIMED AS REASON FOR COMPENSATION AND LEGAL ACTION.

September 2021



LINE
OFFICE

LINE OFFICE UNIPERSONALE SRL
VIA AGOSTINO NOVELLA, 24
61022 TALACCHIO DI VALLEFOGLIA PU
TEL. +39 0721 479441
info@lineoffice.eu - www.lineoffice.eu



**LINE
OFFICE**

LINE OFFICE UNIPERSONALE SRL
VIA AGOSTINO NOVELLA, 24
61022 TALACCHIO DI VALLEFOGLIA PU
TEL. +39 0721 479441
info@lineoffice.eu - www.lineoffice.eu